





February 26, 2021



Mr. Joseph Loskill  
 Fusco, Shaffer & Pappas, Inc.  
 550 E. Nine Mile Rd.  
 Ferndale, MI 48220

**Project: South Washington Park – Public Spaces**





**Finish Specification**

No.	Code	Description	Location	Specification
<b>Flooring</b>				
1.	CPT-1	Carpet 	154 Vestibule 170 Entry 171 Office 172 Office 173 Conference 178 Closet 180 Safety Officer  <u>Floor 2 (see plan)</u> 252 Library 255 Gathering Lounge 261 Lounge (off laundry)  <u>Floor 3 (see plan)</u> 352 Computer Lounge  <u>Floor 4 (see plan)</u> 452 TV Lounge Room  <u>Floor 5 (see plan)</u> 552 Game Room 555 Gathering Lounge  See plans for locations	<b>Carpet Tile</b> <b>Manufacturer:</b> EF Contract <b>Style Name:</b> Contact Sport <b>Color:</b> Slam Dunk CON58 <b>Product Type:</b> Modular <b>Construction:</b> Textured Loop <b>Fiber Type:</b> Encore SD Ultima <b>Gauge:</b> 1/10 <b>Tufted Yarn Weight:</b> 17oz <b>Finish Pile Thickness:</b> 0.226 <b>Dye Method:</b> Solution Dyed <b>Density:</b> 6375 <b>Primary Backing:</b> Nexus Modular <b>Secondary Backing:</b> Modular Ethos <b>Pattern Repeat:</b> None <b>Product Size:</b> 24" x 24" <b>Installation Method:</b> Brick Ashlar <b>Local Rep:</b> Anne Wilkinson 248.961.3159  



## Finish Specification – South Washington Park

No.	Code	Description	Location	Specification
<b>Flooring Cont'd</b>				
2.	LVT-1	Luxury Vinyl Tile 	151 Corridor 153 Corridor 155 Corridor 163 Elevator Lobby 164 Women 165 Men 175 Copy/Kitchen 176 Server 177 Toilet 179 Mail 179 Corridor 181 Classroom 182 Classroom  <u>Floor 2</u> (see pattern plan) 251 Corridor 253 Elevator Lobby 254 Corridor 256 Corridor  <u>Floor 3</u> (see pattern plan) 351 Corridor 353 Elevator Lobby 354 Corridor 356 Corridor  <u>Floor 4</u> (see pattern plan) 451 Corridor 453 Elevator Lobby 454 Corridor 456 Corridor  <u>Floor 5</u> (see pattern plan) 551 Corridor 553 Elevator Lobby 554 Corridor 556 Corridor	<b>Luxury Vinyl Tile</b> <b>Manufacturer:</b> Patcraft <b>Style Name:</b> Timber Grove II 20 <b>Style Number:</b> I421V <b>Color:</b> 00684 Laurel <b>Construction:</b> Commercial Luxury Tile with Fiberglass <b>Class / ASTM F1700:</b> Class III printed film vinyl tile, type B <b>Wear layer Thickness:</b> 20 mil or 0.020" <b>Overall Thickness:</b> 2.5mm <b>Dimensions:</b> 5.96" wide x 48" long <b>Finish:</b> ExoGuard+™ <b>Backing Class:</b> Commercial Grade <b>Installation:</b> Glue Down <b>Recommended Adhesive:</b> Shaw 4100 or S150 <b>Slip Resistance/ ASTM D2047:</b> Passes <b>Static Load Limit / ASTM F970:</b> 1500 psi <b>Smoke Density / ASTM E662:</b> Passes, <450 <b>Installation Method:</b> Stagger <b>Local Rep:</b> Tina Katikos 248.444.8894   Stagger




## Finish Specification – South Washington Park

No.	Code	Description	Location	Specification
<b>Flooring Cont'd</b>				
3.	LVT-2	Luxury Vinyl Tile 	151 Corridor 153 Corridor 154 Vestibule 155 Corridor  <u>Floor 2</u> (see pattern plan) 251 Corridor 252 Library 254 Corridor 255 Gathering Lounge 256 Corridor  <u>Floor 3</u> (see pattern plan) 351 Corridor 352 Computer Lounge 354 Corridor 355 Coffee & Crafts Room 356 Corridor  <u>Floor 4</u> (see pattern plan) 451 Corridor 452 TV Lounge Room 454 Corridor 455 Craft Room 456 Corridor  <u>Floor 5</u> (see pattern plan) 551 Corridor 552 Game Lounge 554 Corridor 555 Gathering Lounge 556 Corridor	<b>Luxury Vinyl Tile</b> <b>Manufacturer:</b> Patcraft <b>Style Name:</b> Timber Grove II 20 <b>Style Number:</b> 1421V <b>Color:</b> Boxwood 00775 <b>Construction:</b> Commercial Luxury Tile with Fiberglass <b>Class / ASTM F1700:</b> Class III printed film vinyl tile, type B <b>Wear layer Thickness:</b> 20 mil or 0.020" <b>Overall Thickness:</b> 2.5 mm or nominal .098" <b>Nominal Dimensions:</b> 5.96" wide x 48" long <b>Finish:</b> ExoGuard+™ <b>Backing Class:</b> Commercial Grade <b>Installation:</b> Glue Down <b>Recommended Adhesive:</b> Shaw 4100 or S150 <b>Slip Resistance/ ASTM D2047:</b> Passes <b>Static Load Limit / ASTM F970:</b> 1500 psi <b>Smoke Density / ASTM E662:</b> Passes, <450 <b>Installation Method:</b> Stagger <b>Local Rep:</b> Tina Katikos 248.444.8894   <b>Stagger</b>
4.	POR-1	Porcelain Tile & Base 	161 Vestibule	<b>Porcelain Tile</b> <b>Distributor:</b> Virginia Tile <b>Manufacturer:</b> Florim USA <b>Style:</b> Basaltine <b>Color:</b> Light Gray 1096212 <b>Size:</b> 12"x24" <b>Base:</b> 6"x12" Cove Base 1096233  <b>Grout</b> <b>Manufacturer:</b> TEC <b>Type:</b> Power Grout® Note: Built-in sealant, no sealant required Color: Standard Gray 933
5.	VSF-1	Vinyl Sheet Flooring 	183 Prep Room	<b>Vinyl Sheet Flooring</b> <b>Manufacturer:</b> Shaw Contract <b>Collection:</b> Living Environments <b>Style Name:</b> Rendition Sheet Style Number: 4062V Color: Sketch 00136 <b>Construction:</b> Commercial Heterogeneous Sheet with Fiberglass <b>Total Thickness:</b> 2.2mm <b>Wear Layer Thickness:</b> 0.020 <b>Finish:</b> UV Urethane <b>Installation:</b> Direct Glue <b>Recommended Adhesive:</b> LG4100 4G, S150-95.9031 Local Rep: Drew Pennington 248.310.9031





## Finish Specification – South Washington Park

No.	Code	Description	Location	Specification
<b>Flooring Cont'd</b>				
6.	VCT-1	Vinyl Composition Tile 	152 Service Vestibule 262 Laundry	<b>Vinyl Composition Tile</b> <b>Manufacturer:</b> Tarkett <b>Style Name:</b> VCT <b>Style Number:</b> 1345 <b>Color:</b> Beige Taupe <b>Overall Thickness:</b> 1/8" (3.17mm) <b>Size:</b> 12"x12" <b>Installation:</b> Glue Down <b>Pattern:</b> Mineral, Solid <b>Installation Method:</b> Monolithic <b>Local Rep:</b>
7.	WO-1	Walk-off	162 Vestibule (inset)	<b>C/S Group Entrance Mat</b> <b>Manufacturer:</b> C/S Group <b>Style:</b> Peditread <b>Carpet Color:</b> 9322 SLATE <b>Frame Finish:</b> <b>Overall Height:</b> 7/16"
8.	WO-2	Walk-off 	162 Lobby	<b>Walk-off Carpet Tile</b> <b>Manufacturer:</b> Shaw Contract <b>Style Name:</b> Path Tile <b>Color:</b> Navy 34485 <b>Product Type:</b> Modular <b>Construction:</b> multi-level pattern Loop <b>Fiber:</b> eco solution Q® nylon <b>Gauge:</b> 1/12 in <b>Stitch Count:</b> 9.0 S.P.I. <b>Tufted Yarn Weight:</b> 28 oz. per sq. yd. <b>Finished Pile Thickness:</b> 0.115 <b>Dye Method:</b> 100% Solution Dyed <b>Average Density:</b> 8765 <b>Primary Backing:</b> Synthetic <b>Secondary Backing:</b> Ecoworx® <b>Product Size:</b> 24" x 24" <b>Pattern Repeat:</b> none <b>Installation Method:</b> Monolithic <b>Radiant Panel:</b> Class 1 <b>Smoke Density:</b> Less than 450 (ASTM E-662) <b>Local Rep:</b> Drew Pennington 248-310-9031


## Finish Specification – South Washington Park

No.	Code	Description	Location	Specification
<b>Walls</b>				
9.	PT-1	Main Paint	<i>General Wall Paint</i> 	<b>Sherwin Williams</b> <b>Color:</b> SW7036 Accessible Beige <b>Locator Number:</b> 249-C1 <b>Style:</b> Eggshell @ Gypsum Walls
10.	PT-2	Paint	<i>Door Frames</i> <i>H.M. Doors and Resident doors to be painted</i> <i>(Resident Unit Door to be painted on Corridor side only)</i> 	<b>Sherwin Williams</b> <b>Color:</b> SW7604 Smoky Blue <b>Locator Number:</b> 233-C7 <b>Style:</b> Semi-Gloss @ Doors/Trim/Etc.
11.	PT-3	Paint	<i>Accent Paint</i> 	<b>Sherwin Williams</b> <b>Color:</b> SW7504 Keystone Gray <b>Locator Number:</b> 243-C4 <b>Style:</b> Eggshell @ Gypsum Walls Flat @ Gypsum Ceiling Soffit






## Finish Specification – South Washington Park

No.	Code	Description	Location	Specification
<b>Walls Cont'd</b>				
12.	PT-4	Paint	Accent Paint 	<b>Sherwin Williams</b> <b>Color:</b> SW6117 Smokey Topaz Locator Number: 291-C6 <b>Style:</b> Eggshell @ Gypsum Walls Flat @ Gypsum Ceiling Soffit
13.	PT-5	Paint	Accent Paint 	<b>Sherwin Williams</b> <b>Color:</b> SW6271 Expressive Plum Locator Number: 229-C6 <b>Finish:</b> Eggshell @ Gypsum Walls Flat Finish @ Ceilings and Soffits
14.	PT-6	Paint	Accent Paint 	<b>Sherwin Williams</b> <b>Color:</b> SW6256 Serious Gray Locator Number: 234-c5 <b>Finish:</b> Eggshell @ Gypsum Walls Flat Finish @ Ceilings and Soffits
15.	PT-7	Paint	Ceiling Paint	<b>Sherwin Williams</b> <b>Color:</b> 7757 High Reflective White Locator Number: 256-C1 <b>Finish:</b> Flat Finish @ Ceilings at noted locations only
16.	WC-1	Wallcovering	525 Game Lounge Fireplace - Face of fireplace and return walls	<b>Fashion Architectural Design</b> Value Program Three <b>Manuf.:</b> Col.our.ways <b>Pattern:</b> CD-CRW-327 Style: Type II Installation note: Random Match/Reversible Pattern
17.	WT-1	Wall Tile	452 TV Lounge Fireplace 	<b>Distributor:</b> Virginia Tile <b>Manufacturer:</b> Marazzi <b>Style Name:</b> Lounge 14 <b>Style Number:</b> ULGU <b>Color:</b> Sidecar <b>Finish:</b> Matte <b>Nominal Dimensions:</b> 9" wide x 36" <b>Thickness:</b> 3/8" <b>Scratch Harness:</b> 8.0 <b>DCOF (wet):</b> > 0.42 <b>Installation Method:</b> Overlap should not exceed 33% for all tiles over 15" long <b>Grout Joint Size:</b> 3/16"  <b>Install:</b> Utilize Schluter strips at outside edges EG-1 & EG-2 – Tile to return back to wall <b>Local Rep:</b> Kathleen Black 248.467.4362  <b>Grout</b> <b>Manufacturer:</b> TEC <b>Type:</b> Power Grout® Note: Built-in sealant, no sealant required Color: Light Pewter 927



## Finish Specification – South Washington Park

No.	Code	Description	Location	Specification
<b>Walls Cont'd</b>				
18.	RB-1	Rubber Base 	151 Corridor 152 Service Vestibule 153 Corridor 154 Vestibule 155 Corridor 162 Lobby 163 Elevator Lobby 164 Women 165 Men 170 Entry 171 Office 172 Office 173 Conference 175 Copy/Kitchen 176 Server 177 Toilet 178 Closet 179 Mail 179 Corridor 180 Safety Officer 181 Classroom 182 Classroom  <u>Floor 2 (see plan)</u> 251 Corridor 252 Library 253 Elevator Lobby 254 Corridor 255 Gathering Lounge 256 Corridor 261 Lounge 262 Laundry  <u>Floor 3 (see plan)</u> 351 Corridor 352 Computer Lounge 353 Elevator Lobby 354 Corridor 355 Coffee & Crafts Room 356 Corridor  <u>Floor 4 (see plan)</u> 451 Corridor 452 TV Lounge Room 453 Elevator Lobby 454 Corridor 455 Craft Room 456 Corridor  <u>Floor 5 (see plan)</u> 551 Corridor 525 Game Lounge 553 Elevator Lobby 554 Corridor 555 Gathering Lounge 556 Corridor	<b>Co-Extruded Thermoplastic Rubber Base</b> <b>Manufacturer:</b> Mannington <b>Collection:</b> Edge Effects <b>Style:</b> Etched <b>Size:</b> 4.25"H <b>Color:</b> 527 Clay <b>Total Thickness:</b> ¼" <b>Finish:</b> Matte <b>Adhesive:</b> MR101 Acrylic

## Finish Specification – South Washington

No.	Code	Description	Location	Specification
19.	PL-1	Plastic Laminate	164 Women 165 Men 175 Copy/Kitchen 177 Toilet 180 Safety Officer Room 262 Laundry Room 	<b>Plastic Laminate Cabinetry</b> <b>Manufacturer:</b> Formica <b>Product:</b> Thermo Walnut 6402-43 <b>Note:</b> Wood Grain to run vertical on vertical Surfaces U.N.O.
20.	PL-2	Plastic Laminate	164 Women 165 Men 175 Copy/Kitchen 177 Toilet 	<b>Plastic Laminate</b> <b>Manufacturer:</b> Formica <b>Product:</b> Labrador Granite 3692-46 <b>Note:</b> Countertops only
21.	PL-3	Plastic Laminate	179 Mail Room Countertops 262 Laundry Room 	<b>Plastic Laminate</b> <b>Manufacturer:</b> Formica <b>Product:</b> Infinity Duotex 6448-58 <b>Note:</b> Countertops only
22.	FRP-1	FRP	Floor to ceiling –noted walls 183 Prep Room	<b>Manufacturer:</b> Panolam Surface Systems <b>Style:</b> FRP Panel <b>Color:</b> Silver <b>Finish:</b> Smooth
23.	HR-1	Handrail	All Corridors on one side of corridor only 	<b>Manufacturer:</b> C/S Group <b>Style:</b> Acrovyn Handrail HRB-35 <b>Material:</b> Acrovyn Wrapped with all accessories <b>Color:</b> #209 Slate <b>Total Height:</b> 3-1/2"
24.	WP-1	Wall Protection	253 Elevator Lobby wainscot (see plans)	<b>Wall protection</b> <b>Manufacturer:</b> C/S Group <b>Material:</b> Acrovyn Solid Color <b>Color:</b> 303 Caramel <b>Installation Height:</b> 36" <b>Top Cap:</b> use coordinating top cap to finish wainscot – color to match
25.	WP-2	Wall Protection	525 Game Lounge 	<b>Wall protection – Wainscot with Trim</b> <b>Manufacturer:</b> C/S Group <b>Material:</b> Acrovyn <b>Color:</b> 1350 Sable Elm (grain to run vertical) <b>Installation Height:</b> 36" <b>Top Cap:</b> Notched Wainscot Trim 4", SFR-WR in color 1350
26.	CG-1	Corner Guards	Noted on plans (outside corners at public corridors & misc.)	<b>Corner Guards</b> <b>Manufacturer:</b> C/S Group <b>Series:</b> VA Series <b>Material:</b> 1-1/2 full height <b>Color:</b> 209 Slate

### Finish Specification – South Washington Park

No.	Code	Description	Location	Specification
<b>Walls Cont'd</b>				
27.	EG-1	Edge Guard	452 TV Lounge Fireplace (vertical outside Corners)	<b>Edge Guard</b> Manuf.: Schluter Systems Series: FINEC F 70 AE Finish: AE satin anodized aluminum
28.	EG-2	Edge Guard	452 TV Lounge Fireplace (top cap trim)	<b>Edge Guard</b> Manuf.: Schluter Systems Series: Jolly A 80 AT Finish: Satin anodized aluminum
29.	T-1	Transition	LVT to CPT-1	<b>Transition</b> Manufacturer: Tandus Centiva Style: MET02 Name: Metaledge Deux Trim Color: Ironstone 178
30.	T-2	Transition	CPT/WO to S.C. 	<b>Vinyl Transition</b> Manufacturer: Tarkett Product: Edge Guard 1/4" Product No.: EG-XX-H Color:
31.	CH-1	Cabinet Hardware	Copy 	<b>Satin Nickel Bar Pull</b> Distributor: Home Depot Style: Liberty, arched 3" Model Number: P22667C-SN-C Finish: Satin Nickel Store SKU: 376787

#### General Notes:

1. All floor base to be Rubber base.
2. PT-1 at all walls not noted.
3. All H.M. doors & Frames to be painted PT-x Semi-gloss U.N.O.
4. Paint all radiator covers, fire cabinets and fire suppression systems to match the wall color.
5. All public spaces to be painted with multiple colors, including soffits. See plans for locations.